



G1200 POWER SUPPLY




Product Features

- Surpassing 80 Plus Gold level
- Hybrid Modular Cabling Design makes system upgrade and replacement easy
- 135mm ball bearing fan with thermal programmed speed controller delivers silent, cool operation
- Honeycomb-shaped ventilation design increases airflow and keeps power supply cool
- Solid State Capacitors and 100% 105°C Japanese Grade A Electrolytic Capacitors provide great reliability
- DC-to-DC Converter Design ensures system stability
- LLC Resonant Converter Topology achieves high efficiency
- Zero Voltage Switch (ZVS) topology provides superior performance and reliability
- Dual Sided PCB design synergizes PCB layout
- Four powerful +12V rails with high maximum loads offer great compatibility with heavy-duty graphics cards
- Compliance with EU ErP Lot 6 2013 standards (lower than 0.5W power consumption at standby mode)
- Over Power, Over Current, Over Voltage, Under Voltage, Over Temperature, Short-circuit protection provide great safety to your system
- ATX12V version 2.4 and EPS12V version 2.92 compliant



Solid State Capacitors and 100% 105°C Japanese Grade A Electrolytic Capacitors provide great reliability



LLC Resonant Converter Topology achieves high efficiency



DC-to-DC Converter Design ensures system stability

Product Specifications

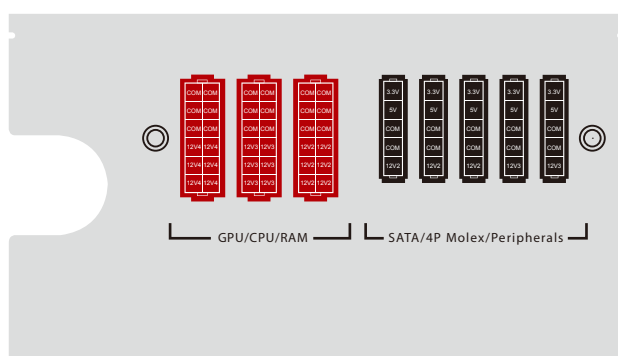


Model		G1200-MA
AC Input / Frequency		100-240VAC, 50-60Hz
AC Current		14-6A
DC Output	+3.3V	0-24A
	+5V	0-24A
	+3.3V&+5V	120W
	+12V1	0-30A
	+12V2	0-30A
	+12V3	0-30A
	+12V4	0-30A
	-12V	0-0.5A
	+5Vsb	3A
	+12V	1200W (100A)
	Total	1200W
	Peak Power	1320W
MTBF		> 100,000 hours @25°C
Operating Temp.		0°C ~ 50°C
Dimension		175mm (D) x 150mm (W) x 86mm (H)
Net Weight		2.5kg (without modular cables) +/-50g
Safety Approvals		Tested To Comply With FCC Standards FOR HOME OR OFFICE USE E344201

Protection Point








Protection Trigger Range			
	+3.3V	+5V	+12V1 / V2 / V3 / V4
Over Current Protection	30A ~ 40A	30A ~ 40A	45A ~ 55A
Under Voltage Protection	2.0V ~ 2.4V	3.3V ~ 3.7V	8.5V ~9.5V
Over Voltage Protection	3.7V ~ 4.1V	5.7V ~ 6.5V	13.1V ~ 14.5V
Protection Point			
Over Power Protection	Triggered when output power > 120 ~ 150% of rated max load		
Over Temperature Protection	Triggered when PSU heat sink > 90°C ~ 120°C		
Short Circuit Protection	Main output power shall latch into shut down state within 50ms when short circuit applied. +5Vsb is designed as auto recovery mode protection.		

Modular Sockets & DC Rails Distribution



This product incorporates multiple 12V rails over current protection. If you let many peripherals consume the power on only one 12V rail, it may trigger the over current protection and shut down the system. Please re-direct certain peripheral power cable to other 12V rail to share the current loading to ensure highest stability and safety.

Connectors

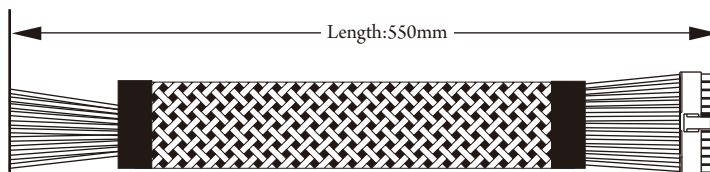
	Mainboard 24P X 1		+12V CPU 8P X 1		+12V CPU 4+4P (8P) X 1
	4P Molex X 8		SATA X 12		FDD X 1
					6+2P (8P) PCI-E X 8

Cable Length


All cables are sleeved

Tolerance:±20mm

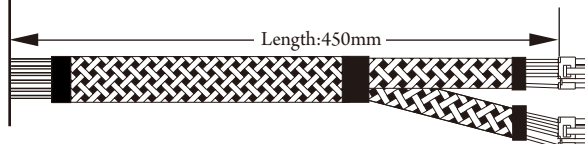
【24P MB】x 1



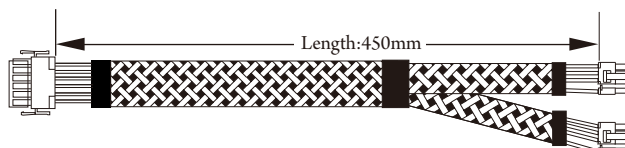
【8P & 4+4P + 12V CPU】x 1



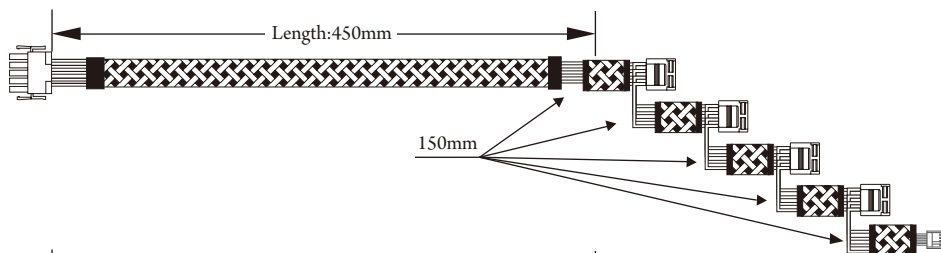
【2 x 6+2P PCI-E】x 1



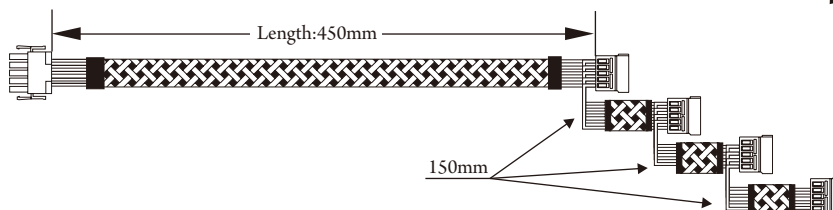
【2 x 6+2P PCI-E】x 3



【4 x 4P Molex & FDD】x 1



【4 x SATA】x 2



【2 x SATA & 2 x 4P Molex】x 2

